



ILLINOIS EDUCATION AND CAREER  
**SUCCESS NETWORK**

# Transfer Partnerships: Best Practices for Transfer Student Success

October 8, 2024

# Presenters

- Dena Lawrence, Senior Project Coordinator, Illinois MyCreditsTransfer
- Agnes Szemborski, Assistant Vice Chancellor for External Relations, Southern Illinois University Carbondale
- Sean Warren-Crouch, Director of College Transitions, Harper College
- Holly Pflum, Assistant Director Transfer Outreach and Initiatives, University of Illinois System
- Kristin Smigielski, Dean of Enrollment Management, Parkland College

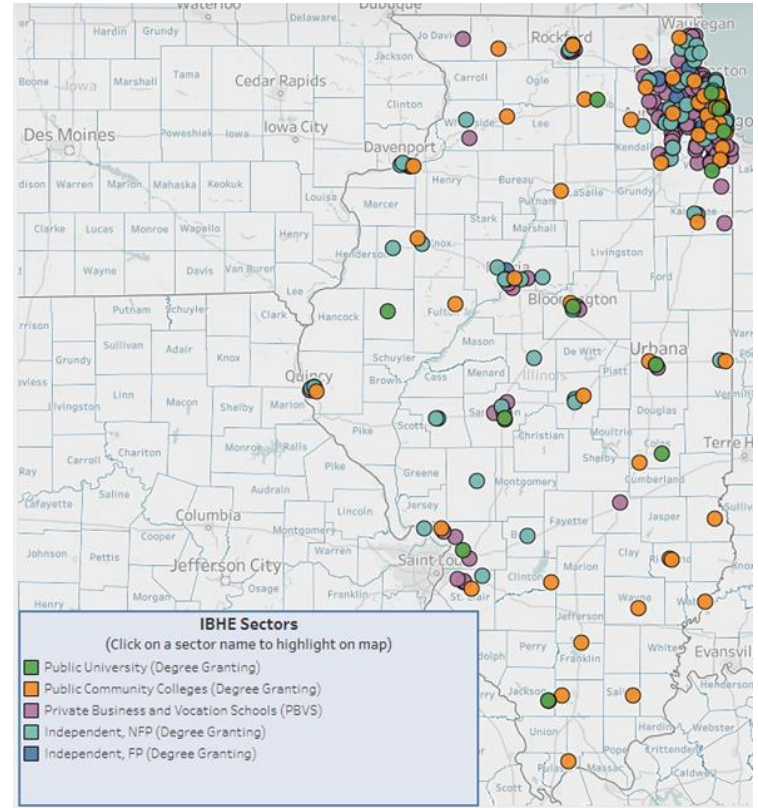
# Agenda

- Introductions
- Overview of Illinois transfer
- Transfer partnerships (dyads) best practices
  - a. Harper College & Southern Illinois University Carbondale
  - b. Parkland College & the University of Illinois

# Illinois Higher Education Landscape

- 12 public universities
- 48 public community colleges
- 80+ independent, not-for-profit
- 10 independent, for-profit
- 35+ out-of-state operating in IL
- 60+ institutions in Chicago area alone

Serving vastly different student populations and community/workforce needs.



# Illinois Students

- 2022 Fall enrollment = 676,156 across all sectors
- Highest enrollment by sector: community college = 233,758

Year	Sector		Afr-Amer, Black	Amer Ind, AK Native	Asian	Hispanic	Native Hawaii, Other Pacific	White	2+ races	Intl. Stud.	Unknown	Total
2022	1	Public Universities	20,478	194	19,545	28,378	117	81,253	5,314	23,734	4,814	183,827
2022	2	Community Colleges	28,345	617	12,305	66,272	246	108,728	6,882	1,984	8,379	233,758
2022	3	Independent NFP Institutions	17,190	299	17,940	34,597	250	89,331	5,262	22,211	9,356	196,436
2022	5	Independent For-Profit Institutions	13,899	335	3,196	8,839	269	24,584	920	415	3,282	55,739
2022	7	Out-of-State Institutions	1,258	12	286	856	9	2,597	76	75	1,227	6,396
2022		<b>2022 Year Total</b>	<b>81,170</b>	<b>1,457</b>	<b>53,272</b>	<b>138,942</b>	<b>891</b>	<b>306,493</b>	<b>18,454</b>	<b>48,419</b>	<b>27,058</b>	<b>676,156</b>

Source: Illinois Board of Higher Education (IBHE) Enrollment & Degree Data Tool:  
<https://www.ibhe.org/EnrollmentsDegrees/search.aspx> obtained 7/15/24)

# Widely-Recognized Transfer Challenges

- Frequently quoted national statistics: **80% CC students want to transfer; only 33% do within 6 years; only 48% of those earn a bachelor's degree**
- Most at risk: 1st generation, low-income, underrepresented students
- Potential barriers:
  - **Transferability** of academic credit & applicability to degree programs
  - Transfer students **balance** family & work obligations with school
  - **Cost**, including additional credits, opportunity costs in time-to-degree, transcript fees, clearing debt with former institutions, less financial aid/scholarships, transfer shock (social belonging, understanding institutional processes, accessing resources), etc.

# Illinois is #1 in US for bachelor's degree completion of CC transfer students

*per “Tracking Transfer: Community College and Four-Year Institutional Effectiveness in Broadening Bachelor’s Degree Attainment.” Published by National Student Clearinghouse Research Center, researched in collaboration with Community College Research Center.*

→ Results are not a fluke: Illinois was #1 when state outcomes were last published in 2017/2018.

# Opportunities for Improvement

- Increase # of CC students who complete a transfer to 4-year
- Provide more guided pathways
- Continue to build and strengthen transfer partnerships
- Increase advising resources – working with CC students earlier in the process & incorporating 4-year transfer admission advising
- Increase transfer scholarships & promotion of existing financial aid







# Our Partners



# Southern Illinois University

- 11,790 Undergraduate Students
- Regional Research University (R1 in January 2025)
- 5-6 hours from Chicagoland area

- Partnership with Harper College to bring programs to Chicagoland
- Accounting and Public Safety Management taught at Harper



# Southern Illinois University

## Partnership Results

Harper is in  
top 5

SIU Day

Saluki Step  
Ahead

Graduates



# Parkland College



- Serves 29 high schools in 12 counties;
  - 23% of district HS grads attend Parkland
- Annual credit student Headcount is 9,000 students
- Over 100 programs of study
- 32% of credential-seeking students transfer to a four-year after PC



35,000 undergraduate students

21:1 student-to-faculty ratio

150+ majors in 11 academic communities

~1,500 new transfer students join UIUC each fall

Illinois' flagship research university



22,100 undergraduate students

18:1 student-to-faculty ratio

94 majors in 16 academic colleges

~2,000 new transfer students join UIC each fall

Large, urban, research university



2,300 undergraduate students

12:1 student-to-faculty ratio

60 undergraduate programs of study in 4 academic colleges

400 new transfer students join UIS each fall

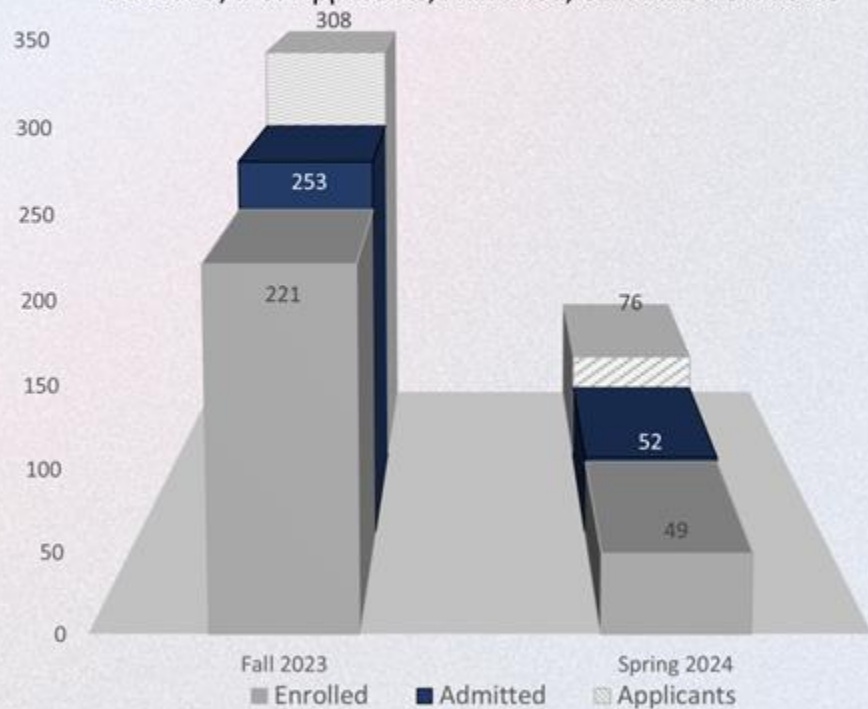
Small, teaching-centered university

# Transfer Enrollment – Parkland → UI System

Transfer Yield Rates (from Parkland) vs. First-time First Years Yield Rates



Parkland, # of Applicants, Admitted, & Enrolled Students



# Fall 2023 Parkland Transfer Students into U of I System

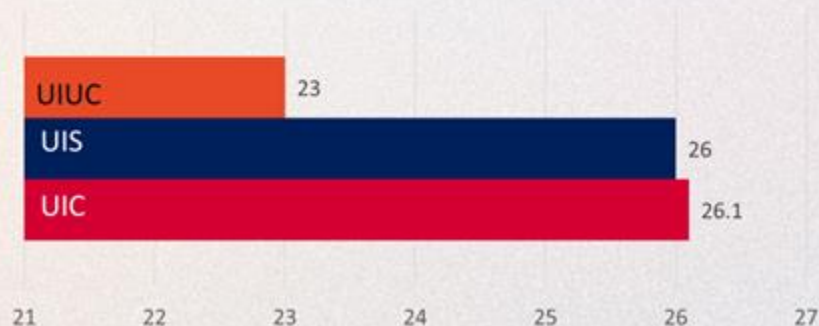
First-generation



Underrepresented



Average Age, Enrolled Students



**Majors, Top 11 by # of App's**

Psychology

Ag Leadership, Ed, and  
Communication

Agr & Consumer Economics

Nursing: RN to BSN Completion

Business Administration

Communication

Computer Science

Information Sciences

Kinesiology

Political Science

Social Work

**Majors, Top 11 by # of Enrolled**

Psychology

Nursing: RN to BSN Completion

Ag Leadership, Ed, and  
Communication

Agr & Consumer Economics

Communication

Information Sciences

Political Science

Social Work

Business Administration

Recreation, Sports & Tourism

Economics



<h2 style="text-align: center;">Parkland Pathway to University of Illinois System</h2>	<h2 style="text-align: center;">Data-Sharing Agreement (MOU)</h2>
<p>Dual-enrollment program between Parkland and UIUC. Facilitates smoother transfer to UIUC and guarantees admission as a transfer as long as pre-reqs and GPA requirements have been met.</p> <p>Personalized advising from a UIUC advisor as early as the first semester of college.</p> <p>Can take up to 5 credit hours at UIUC while studying at PC.</p> <p>Access to live on campus and able to join UIUC clubs and organizations.</p>	<p>Connects students with potential transfer destinations of interest sooner in their academic journeys - as soon as admission application submission for the CC</p> <p>Report generated and shared monthly with 4-year universities</p> <p>4-year universities add to respective CRM's and funnel students into transfer student email campaign, connecting them with visit opportunities and other helpful information</p> <p>Data analysis ongoing to ensure that students are completing their Parkland requirements prior to transfer</p>

# Resources

- Tracking Transfer data source, available as interactive dashboard - <https://ccrc.tc.columbia.edu/tracking-transfer-state-outcomes.html>
- IBHE Interactive Transfer Enrollment Dashboard - <https://www.ibhe.org/transfers/>

# Contacts

- Dena Lawrence, Illinois MyCreditsTransfer, [denalawr@uillinois.edu](mailto:denalawr@uillinois.edu)
- Holly Pflum, University of Illinois System, [hpflum@uillinois.edu](mailto:hpflum@uillinois.edu)
- Kristin Smigielski, Parkland College, [KSmigielski@parkland.edu](mailto:KSmigielski@parkland.edu)
- Agnes Szemborski, Southern Illinois University Carbondale, [agnes.szemborski@siu.edu](mailto:agnes.szemborski@siu.edu)
- Sean Warren-Crouch, Harper College, [swarrenc@harpercollege.edu](mailto:swarrenc@harpercollege.edu)



# Building the Future We Want

*Increasing Equitable Postsecondary Attainment*



ILLINOIS EDUCATION AND CAREER  
**SUCCESS NETWORK**

**Thank You!**

