



WHO IS THE NETWORK?

ORGANIZERS

Advance Illinois
Education Systems
Center at NIU
Illinois Student
Assistance Commission

LEADERSHIP COMMUNITIES

Aurora Pathways to Prosperity
Black Hawk Region Pathways
Boone County
East Side Aligned
Enlace Chicago
Evanston
HPEC of Lake County
Making Opportunities Real for
Everyone (MORE) in the
Mississippi and Rock River Regions
McLean County

NCI/Starved Rock Region
Northwest Educational Council
for Student Success (NECSS)
OAI/Rich Township District 227
Peoria Pathways to Prosperity
Rockford
Sangamon County Continuum
of Learning
Thrive Chicago
Vandalia ONE
Vermilion County

PARTNERS

Illinois State Board of Education
Illinois Board of Higher Education
Illinois Community College Board
Illinois Department of Employment
Security
Illinois Department of Commerce
and Economic Opportunity
Illinois P-20 Network
The Joyce Foundation
Guiding Team Members

HOW DO NETWORK ORGANIZERS SUPPORT STATE & LOCAL WORK?

PROJECTS, INITIATIVES, & NETWORK SUPPORTS FOR LEADERSHIP COMMUNITIES*

Making data actionable for community leaders through research, engagement, and communication

- The State We're In Report
- Interactive Data Tools
- **Cradle to Career Dashboard***
- Legislator Engagement

Helping students progress through key education transition points

- Strengthening connections between pre-K and Kindergarten
- Reducing remediation in college through Transitional Math courses in high school
- **Targeted Financial Support to Partnerships***
- Providing near-peer mentors (ISACorps) to assist with college-going and financial aid process
- Enabling students to easily transition from high school to college through ISAC Electronic Transcript Exchange

Supporting college and financial aid planning

- Parent Workshops
- Free Application for Federal Student Aid (FAFSA) Completion Supports
- College Planning Program
- Online Student Portal
- Providing professional development to high school and college counselors

Bridging state policy and local action

- Improving state policy under the Every Student Succeeds Act (ESSA)
- Articulating Postsecondary and Career Expectations (PaCE)
- Piloting a model of learning based on skill mastery rather than grade level through competency-based education
- College and career pathway system development and implementation
- Peer-to-Peer Learning Opportunities

WHAT DIFFERENCE DOES THE NETWORK MAKE?

STAKEHOLDER ENGAGEMENT & COLLABORATION

- Increased **cooperation and commitment** among community partners, including business and education stakeholders
- Increased **communication** among education institutions to advance learning for all students
- Better coordinated and **aligned learning** systems in the Network's communities

THE SOCIAL BENEFITS

- Increased **educational and career opportunities** for students, creating a safer and healthier community
- Increased **civic engagement**
- Increased **self-sufficiency** among community members
- Young people understand how education translates into **career opportunities**

THE ECONOMIC BENEFITS

- Identified talent strategy for businesses leading to a fully **employed and employable** workforce
- Students who are **better prepared** and work-ready
- Increased value of post-secondary education (degrees and credentials) recognized by **industry and community**
- More companies choosing to grow and **locate in leadership communities**
- Improved **talent retention** of young people in Illinois

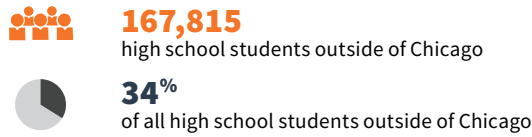
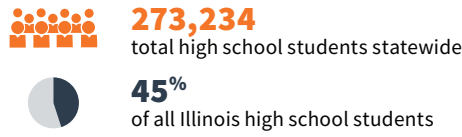
THE EQUITY IMPERATIVE

- Increased educational **access, attainment, and success**
- Increased **awareness** of the value of postsecondary education and training
- Higher rates of **underrepresented youth pursuing postsecondary** education and employment

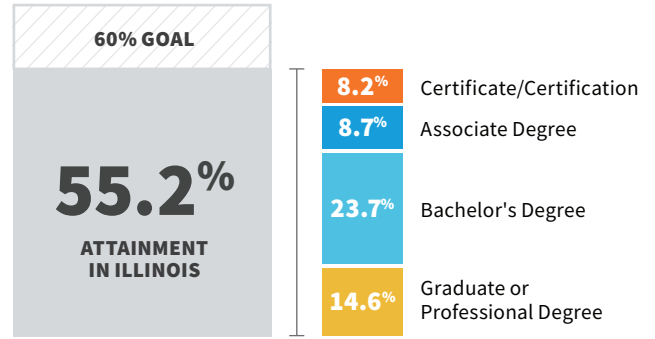
HOW DO NETWORK ORGANIZERS MEASURE THE SUCCESS OF THE NETWORK?

The Network measures progress towards increasing the number of residents with a postsecondary degree or credential and expansion of Leadership Communities throughout Illinois.

% OF STUDENTS IN LEADERSHIP COMMUNITIES



OVERALL STATE PROGRESS



Source: Lumina Foundation

HOW DO LEADERSHIP COMMUNITIES MEASURE PROGRESS TOWARD THEIR GOALS?

Leadership Communities choose what and how to measure their progress towards the Network's goal with Focus Indicators that align to their values and priorities. The dots below represent the Focus Indicators selected by each community, which they use to track the effectiveness of their initiatives. For more information, visit 60by25.org/dashboard.

	Aurora P2P	Black Hawk	Boone Co.	East Side Aligned	Enlace	Evanston	HPEC of Lake Co.	McLean Co.	MORE	NCI/Starved Rock	NECSS	OAI	Peoria P2P	Rockford	Sangamon Co.	Thrive Chicago	Vandalia ONE	Vermilion Co.
Pre-K				●														
Percentage of 3-5 Year Olds Enrolled in High-Quality Early Childhood Programs				●														
Well Child Care Visits: Health Care Visits for Low-Income Infants	●				●			●		●				●	●			●
Percentage of 3rd, 5th, and 8th Graders Meeting Academic Benchmarks in Math and Reading				●			●							●				
8th Graders Passing Algebra														●		●		
Freshmen On-Track for Graduation	●	●		●	●	●		●		●	●	●	●		●		●	●
FAFSA Completion							●		●				●	●				
High School Graduation Rates		●							●		●	●	●			●		
Percentage of High School Graduates Enrolling in Postsecondary Education	●			●		●			●		●			●	●	●		●
Percentage Eligible Students Claiming Monetary Award Program (MAP) Grants				●														
Percentage of Eligible College Students Receiving Federal Pell Subsidies				●														
Percentage of Community College Students Enrolled in Remedial Coursework			●		●			●	●	●	●		●			●	●	
Adult					●	●		●		●					●		●	●
Five Year Graduation					●	●		●		●					●		●	●
Unemployment Rate																	●	